



www.industryrollingdoor.com

WUXI JIANDA AUTOMATIC ROLLING DOOR CO.LTD

Address: No.269 Jincheng East Road,New District, Wuxi, Jiangsu, China 214028
Telephone:0510-85992588
Fax:0510-85996697
www.industryrollingdoor.com
www.industry-door.com



ABOUT US

WUXI JIANDA AUTOMATIC ROLLING DOOR CO.,LTD is a professional enterprise integrating designing, manufacturing and installation of various of doors.

We have the most advanced production line and energetic R&D team, we never give up researching new products. Many of our products have been awarded the "Appearance Design Patent" and "Utility Patent".

With high quality, competitive price and excellent service, our products are widely used in workshops, warehouse, villas, shopping malls, residential community and enterprise, ect.

Wuxi Jianda Automatic Rolling Door Co.,Ltd. is one of the manufacturers worldwide that offers you a complete range of all major building products from one source.

The comprehensive manufacturing, sales and service network in Europe, Asia and America makes JAD your strong international partner for the high-quality construction.

High Speed Rolling Door

- High Speed Spiral Rolling Door 03/04
- PVC High Speed Rolling Door 05/06
- PVC High Speed Folding Door 07/08
- PVC High Speed Self Repaired Door 09/10

Industrial Door

- Industrial Sectional Door 11/12
- Windproof Door 13/14

Garage Door

- Glass Garage Door 15/16
- Steel Garage Door 17/18

Aluminum Rolling Door

- Folding Door 21/22




High Speed Spiral Rolling Door



When the door is opening, the door panel will be leading to the top spiral track safely, without any contact and friction. Standard three phase frequency converting control system and redeeming belt chain drive system, can make the max opening speed to be 2.5m/s.

Speed	opening speed 1.2M/S~2.5M/S, adjustable; closing speed 0.6M/S~1.5M/S, adjustable
Material	Double layer steel sheets with PU foam inside
Door Panel Thickness	25, 40, 40 PU foam filler
Color	white-grey, silver, champagne
Max Dimension	6000*5000
Motor	Servo/ SEJ/SEW
Wind load	Class 4 , max wind speed 133km/h
Thermal insulation	Door area 25m ² Ud=1.95W/(m ² .K)
Sound insulation	R=26dB(no window)
Safety device	raster, radar, geomagnetism
Urgent opening and closing	urgent manual chain block
Window opening	more than three panels



raster

Raster put in the door frame, protects the passage safety of all the door operation area and the max height is 2500mm. There is no need to install any other safety device (bottom photoelectric protection, etc.) With this advanced safety device, it is easier to install and maintain for high speed door.



transparent strip window

Full transparent strip can also remain clear and transparent throughout the year. Strip is building block design and can change any time. Performance of Strong wind resistance, high density sealing and low noise, etc. is unmatched by other products.



door panel

Door panel is made of double layer galvanized steel sheets with PU foam inside, which has great thermal insulation Ud=1.95W/(m².K).



motor

High speed drive motor is controlled by transducer and microprocessor, once power off, door can be opened by manual operation.

» High Speed PVC Rolling Door



New aluminum alloy integral bottom beam installed with safety rubber protection device.



Removable windproof aluminum alloy rib makes the curtain replacement more convenient.

Three type of fabric



Long strip



Middle square



Vertical full view



The system will automatically save 30% electricity compared to the traditional system.



It is easy to wash

» PVC High Speed Folding Door



Stacked high speed door is a new generation door that used in large buildings
It has the good windproof function, with the steel tube in side, which can greatly resist the wind

max size	6000*6000(mm)
Max running speed	open 1.5m/s,close 1.2m/s
Aluminum windproof strip	removable
Thickness of PVC curtain	0.8-1.2mm (imported)
Cover box/Track	Galvanized steel / Aluminum alloy / Stainless steel
Motor	SEW/SEI/SERVO
PLC	Kewell brand Mitsubishi technology
Inverter	Taiwan SHILIN brand
Encoder	Shanghai TOFFE brand
Emergency Switch	Manual rocker
Customized Way	Double-side radar / Infrared sensors and so on



Box cover and track are made of aluminum alloy, stainless steel and galvanized steel are both optional



With most advanced servo system, the control system has many advantages, such as high speed high stability, high precision, and intelligent.

» High Speed Cold Storage Door



Working temperature: $-1\text{ }^{\circ}\text{C}$ to $-28\text{ }^{\circ}\text{C}$
Opening speed: 0.8-1.0m/s (adjustable)



Features:

1. Heating and antifreezing device
2. Thickness: 10mm (3 layers of 0.8mm pvc+2 layers of tinfoil insulation)
3. German Grande control system
4. Waterproof motor/control box/button+304 stainless steel track

» High Speed PVC Zipper Door



1. Side zip of great dimension with double tooth

Maximum strength for particular more stress during the flow of the sheet. Double tooth and big size.

Control mode :



Side Zip of great dimension with double tooth



Triple PVC transparent reinforcement PVC on the curtain



Gear motor with encoder and integrated safety gear

Pre-wired electrical connections


Anodized Structure of the side guide

Extruded aluminum lifting shaft

control mode



Industrial Sectional Door



The door panel is made of high quality galvanized steel with PU foam inside, embossing and compression on surface. Thermal insulation and sound insulation materials with high strength and surface spray to effectively prevent corrosion for durable usage.



Main parts of sectional industrial door

Three types of lifting ways:



backward directly, lifting-backward, lifting directly.



Rope break safety standard
Rope break safety device can effectively prevent the door body falling down suddenly once the wire rope breaks to ensure the safety of person and the goods.



Perfect Control System

Our door panel, motor and control system are integrated as one unit. It is reliable and convenient to operate, and it can be operated manually when power off.



Spring anti-break safety protection.
The end of spring is installed safety device, which can prevent the spring axis and wire rope dropping down once the spring breaks.



According to the weight of the door to accurately calculate the torsion spring system, the weight of the door plays a very good balance, so that the door opening and closing more easily by this way.

» Windproof Door



Box cover (gate chip)

Elaborate design and manufacture of gate chip style box cover, installing the blackout emergency locks on the bottom, can enhance the safety and convenience for your standard management.



The floor pieces, with special windbreak hook, can prevent the damage caused by wind.



With no-sealing patent technology, the door will never be sealing stuck and affect the normal operation.



The door bottom and guide rail sealing around have function of heat insulation, noise insulation, thermal insulation and sealing effectiveness.



Special made guide rail with extending and thickening process, can eliminate the rubbing noise and extend the lifetime of the door.



Anti-falling device



Remote control



Bumping post



Motor

» Glass Garage Door



glass door for industrial

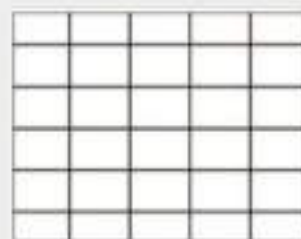


glass door for garage

Technical Parameters:

	Material
Door Frame	aluminum alloy
Door Panel	polycarbonate 3mm / tempered glass 5mm
Wind load	class 3
Water tightness	class 3 (70 Pa)
Air tightness	class 2 (without small door)
Noise insulation	R=23 dB (without small door)

full transparent



bottom with aluminum panel



top and bottom with aluminum panel




PRODUCT FUNCTION



Cruc design for lighting and stability



Anti-pinning protection design



Excellent seating effect



» Frameless Glass Garage Door



5mm thickness tempered glass

Features:

1. High stability
2. Remote control sensitivity
3. Strong windproof performance
4. Strong sealing



High performance motor drive, stable operation without noise



Quiet and smooth pulley traction, seamless track with high safety factor



High-strength balanced weight torsion springs to extend the service life of the motor

» Steel Garage Door



Jenda New Anti pinch Garage Door is a new product presents by advanced foreign technology and equipment.

It is fully humanizing designed, modernistic, up market, owned many appearance patents and utility patents.



Many windows type: We can offer your many choices of windows type according your door's size.



1. Select the grain of your door leaf

2. Select the design of your door leaf



leather

Woodgrain

Ellipse

Horizontally stripe

Grid(paneling)

3. Wooden grain painted steel



Sk101



Sk103



Sk106



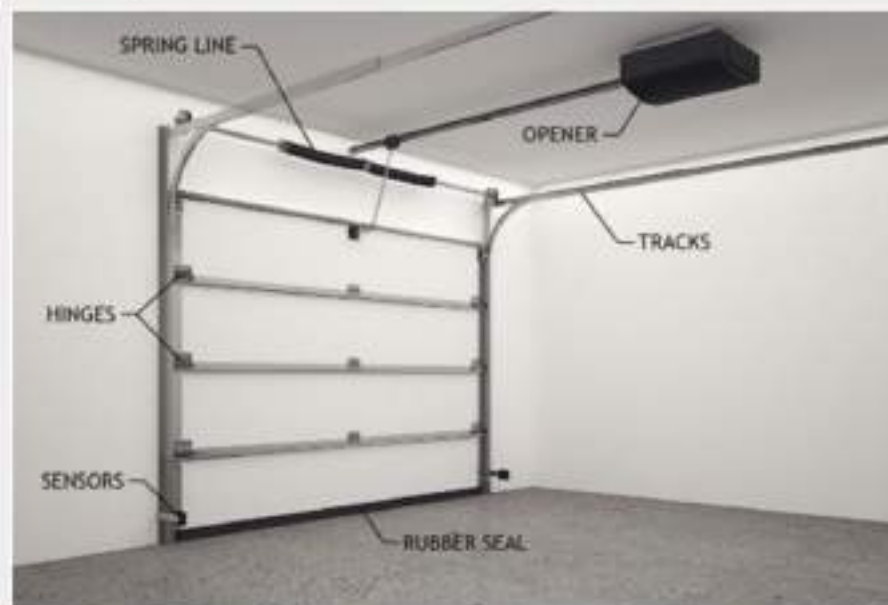
Sk102



Sk108



Sk107



» Aluminum Rolling Door



Box cover (folded plate)

Elaborate design and manufacture of folded plate style box cover, installing the blackout emergency locks on the bottom, can enhance the safety and convenience for your standard management.



PRODUCT FUNCTION



Heat Insulation

High-density polyurethane foaming is filled within the slats, performing well in heating insulation, which protects effectively car and property indoors. In winter, keeping the shutter closed prevent external cold air go inside through the door, and meanwhile heat indoors transferred to the exterior. In summer, closing the shutter keeps the heat out and prevents air-conditioning from letting out, which maintains indoor cool without worrying about being hot indoors.



Noise Insulation

High-density polyurethane foaming within the slats is of closed vesicular structure, performing well in sound insulation. Design of end slot and guide rail strip helps to lower running noise and makes shutters possess good sealing.



Anti-peeping & tamperproof

Janda shutters are made from aluminum alloy, durable and without light penetration, so that prying is prevented to protect safety of garages and shops when shutter is closed. The bottom of Janda shutter fit perfectly to the ground, which generates no acting point.

» PVC Swing Door



Swing doors . also known as PVC light doors
Product size : 810mm-1020mm
Optional PVC thickness : 2 /3mm

PVC light-installed door products are suitable for restaurant aisles
and workshops door openings , home door Openings ,etc.

Flexible PVC door leaf is supported by metal half frame,
and a torsion spring ensures automatic closing



Features: non-toxic, soft, flexible,
easy to install,ultraviolet-proof



» Dock Leveler & Dock Shelter




Hydraulic unloading platform

- Features: 1. The tongue plate is firm (made of integral steel plate)
2. Strong bearing and safety performance



1. PENETRATING SAFETY SUPPORT SYSTEM
2. HYDRAULIC SYSTEM
3. HANDLING PLATFORM PROCESSING

Mechanical Dock Shelter



- Door opening size: Max Width :3.6 meters
Height :can be customized

Features:

1. Excellent sealing performance reduces energy consumption and ensures safety
2. Adjustable curtain
3. Reinforce high quality fabric fixation with screws and metal eyelets
4. Warning strips shall be reflective
5. The pleats with different heights can provide additional protection to extend the service life of the door seal

» Folding door



General Appearance panel color is white gray and other colors to be customized;
All accessories in anodized aluminum / galvanized / Spraying for surface treatment;
Aluminum accessories for surface coating.
Manually operated door comprises an inner world of a bolt lock and a handle, the lock on the door panel folding doors;

Electric gate motor automatic door locking in the closed position, high-performance motor also allows manual door opened; with clutch device.

Product Description

Use place	Industrial/hanger
Panel thickness 57mm	57mm, 77mm
Surface material	galvalume aluminum
Sheet thickness	0.6mm-1.2mm
Open way	manual, electric, infrared, and other ways
Foam density	55 KG / m ³
Door frame	steel or aluminum
Applicable width	steel ≤5000mm aluminum ≤6000mm
Special	reserve high-voltage insulation can be designed opening
Windows	as your choice (steel panel)

Diversification open the way:

1. Remote control to open
2. Open credit card
3. GIC Open
4. Infrared sensors Open
5. Radar Open

Optional:

Single-sided or double-sided and all external hinges facility may optionally standard RAL colors make polyester powder coating;

Use a quiet drive section (turn-on time can be set according to the motor) motor fast, safe and can be manipulated;

Double acrylic glass or toughened laminated glass window perspective;

Optional escape door locks.

open way



» Our Factory / Company Certificate

» Our Customers

